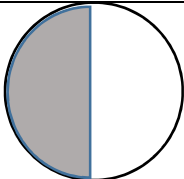


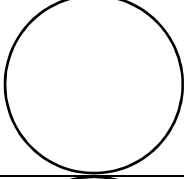
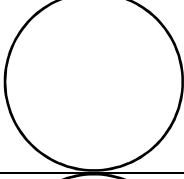
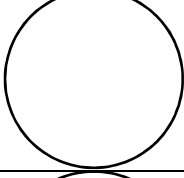
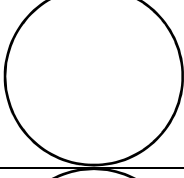
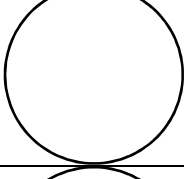




For each fraction, color in the correct portion of the circle. Then write the decimal equivalent and correct percentage for each. The first row is completed as an example. When rounding is necessary, round to 3 decimal places.

Fraction	Diagram	Decimal	Percent
$1/2$		.5	50%
$1/3$			
$1/4$			
$1/5$			
$1/6$			
$1/7$			
$1/8$			
$1/9$			
$1/10$	